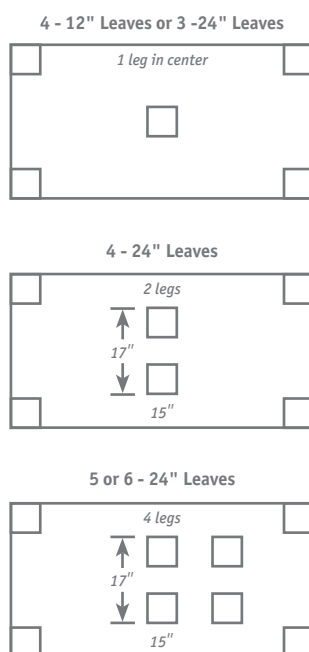


**Build your own leg table to order.** Start with four legs, add one creative imagination, and there's no telling where you might go. To begin designing your own leg table, check out the pictures below for inspiration. Then on the next page, start creating the table that's just right for you.



**Leg Layout**



Shown with: Boat Top, McCoy Leg



Shown with: Square Corner Top, Loft Leg



Shown with: 1" Radius Corner Top, Square Tapered Leg



Shown with: 1" Radius Corner Top, Square Tapered Leg, Two tone



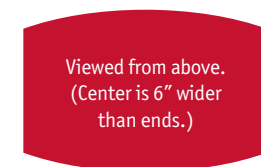
**STEP 1 CHOOSE SIZE**

- 38" w x 48" l solid top ..... SAL3848-S\*
- 38" w x 48" l two 12" leaves ..... SAL3848-2\*
- 38" w x 54" l solid top ..... SAL3854-S\*
- 38" w x 54" l two 12" leaves ..... SAL3854-2\*
- 38" w x 54" l one 18" leaf ..... SAL3854-B\*
- 40" w x 60" l solid top ..... SAL4060-S\*
- 40" w x 60" l two 12" leaves ..... SAL4060-2\*
- 40" w x 60" l four 12" leaves and center leg ..... SAL4060-4\*
- Available with two self-storing leaves with no aprons ..... SA02SS
- 42" w x 60" l solid top ..... SAL4260-S
- 42" w x 60" l two 12" leaves ..... SAL4260-2
- 42" w x 60" l four 12" leaves and center leg ..... SAL4260-4
- 42" w x 60" l one 24" stationary butterfly leaf ..... SAL4260-BF (42" w x 84" l with butterfly leaf)
- Available with two self-storing leaves with no aprons ..... SA02SS
- 42" w x 72" l solid top ..... SAL4272-S
- 42" w x 72" l two 12" leaves ..... SAL4272-2
- 42" w x 72" l four 12" leaves and center leg ..... SAL4272-4
- 42" w x 72" l one 24" stationary butterfly leaf ..... SAL4272-BF (42" w x 96" l with butterfly leaf)
- Available with two self-storing leaves with no aprons ..... SA02SS
- 48" w x 48" l solid top ..... SAL4848-S
- 48" w x 48" l two 12" leaves ..... SAL4848-2
- 48" w x 48" l one 24" stationary butterfly leaf ..... SAL4848-BF (48" w x 72" l with butterfly leaf)
- 48" w x 60" l solid top ..... SAL4860-S
- 48" w x 60" l two 12" leaves and ball bearing slides ..... SAL4860-2
- 48" w x 60" l four 12" leaves, center leg and ball bearing slides ..... SAL4860-4
- 48" w x 60" l three 24" leaves, center leg and wood slides ..... SAL4860-G
- 48" w x 60" l four 24" leaves, 2 center legs and wood slides ..... SAL4860-I
- 48" w x 60" l five 24" leaves, 4 center legs and wood slides ..... SAL4860-K
- 48" w x 60" l six 24" leaves, 4 center legs and wood slides ..... SAL4860-L
- 48" w x 60" l one 24" stationary butterfly leaf and ball bearing slides.. SAL4860-LF (48" w x 84" l with butterfly leaf)
- Available with two self-storing leaves with no aprons ..... SA02SS
- 48" w x 72" l solid top ..... SAL4872-S
- 48" w x 72" l two 12" leaves ..... SAL4872-2
- 48" w x 72" l four 12" leaves and center leg ..... SAL4872-4
- 48" w x 72" l one 24" stationary butterfly leaf ..... SAL4872-BF (48" w x 96" l with butterfly leaf)
- Available with two self-storing leaves with no aprons ..... SA02SS
- Available with four self-storing leaves with no aprons ..... SA04SS
- Available with four self-storing leaves, two with aprons and two without ..... SA04SSA
- 54" w x 54" l solid top ..... SAL5454-S
- 54" w x 54" l two 12" leaves ..... SAL5454-2
- 54" w x 54" l with one 24" stationary butterfly leaf ..... SAL5454-BF

\* Not available with butterfly leaf.


TABLE TOPS ARE 13/16" THICK.  
ALSO AVAILABLE IN 1 1/2" THICK. BUTTERFLY LEAVES NOT AVAILABLE ON 1 1/2" THICK TOPS.  
BALL BEARING SLIDES - STANDARD UNLESS OTHERWISE NOTED.

**STEP 2 CHOOSE SHAPE**




Viewed from above.  
(Center is 6" wider than ends.)

**Boat SALT-B0**  
Available with optional ebony inlay SA0EI (Aspen Style).



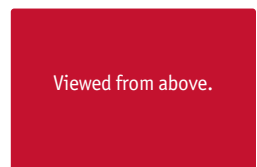
Viewed from above.

**Empire SALT-EM**



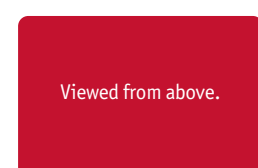
Viewed from above.

**Square Corner SALT-R**



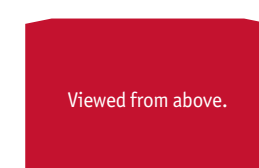
Viewed from above.

**1" Radius Corner SALT-R1**




Viewed from above.

**3" Radius Corner SALT-R3**





Viewed from above.

**Shaker Hill Top SALT-SH**



Viewed from above.

**Plank Solid Top SALT-PL**   
Available as solid top, Only available with edge SATE-40 or 80.

 The Plank Top shape has size-specific parts. See price list for options.  
Tables with more than four leaves have wood slides.

STEP 3 CHOOSE EDGE



Large Roundover SATE-10



Loft SATE-20



Beveled SATE-30



Small Roundover SATE-40



Lipped SATE-50



Aspen SATE-60



Queen Anne SATE-70



Medium Roundover SATE-80

STEP 4 CHOOSE LEG



- a Avalon (2½" Square Top)**
  - table height SAL-AV30
  - counter height SAL-AV36
  - bar height SAL-AV42
- b Chatham (5" Square Top)**
  - table height SAL-CH30
  - counter height SAL-CH36
  - bar height SAL-CH42
- c Loft (3½" Square Top)**
  - table height SAL-CR30
  - counter height SAL-CR36
  - bar height SAL-CR42
- d Chesterville (3½" Square Top)**
  - table height SAL-CV30
  - counter height SAL-CV36
  - bar height SAL-CV42

Shown with 2-tone option.

- e Fenton (3" Square Top)**
  - table height SAL-FE30
  - counter height SAL-FE36
  - bar height SAL-FE42
- f Farm-Turned (3½" Square Top)**
  - table height SAL-FT30
  - counter height SAL-FT36
  - bar height SAL-FT42
- g Hudson (3½" Square Bottom)**
  - table height SAL-HU30
  - counter height SAL-HU36
  - bar height SAL-HU42

STEP 4 CHOOSE LEG (CONTINUED)



- h Justine (2½" Square Top)**
  - table height SAL-JS30
  - counter height SAL-JS36
  - bar height SAL-JS42
- i McCoy (3½" Square Top)**
  - table height SAL-MC30
  - counter height SAL-MC36
  - bar height SAL-MC42
- j Plain Round (3½" Square Top)**
  - table height SAL-PR30
  - counter height SAL-PR36
  - bar height SAL-PR42

- k Reeded (3½" Square Top)**
  - table height SAL-RE30
- l Loft II (2½" Square Top)**
  - table height SAL-SC30
  - counter height SAL-SC36
  - bar height SAL-SC42
- m Sheffield (2½" Square Top)**
  - table height SAL-SE30
  - counter height SAL-SE36
  - bar height SAL-SE42

- n Straight Mission (3½" Square Top)**
  - table height SAL-SM30
  - counter height SAL-SM36
  - bar height SAL-SM42
- o Small Square-Tapered (2½" Square Top)**
  - table height SAL-SS30
  - counter height SAL-SS36
  - bar height SAL-SS42
- p Square-Tapered (3½" Square Top)**
  - table height SAL-ST30
  - counter height SAL-ST36
  - bar height SAL-ST42

- q Savannah (5" Square Top)**
  - table height SAL-SV30
  - counter height SAL-SV36
  - bar height SAL-SV42
- r West Lake (3½" Square Top)**
  - table height SAL-WL30
  - counter height SAL-WL36
  - bar height SAL-WL42

Rope twist trim included on apron.

STEP 5 SPECIAL HEIGHT ACCOMMODATIONS (INCREASES TABLE HEIGHT BY 1")

- 25¾" Arm Chair Clearance Option SAOARM**  
Use ONLY when chair arm height exceeds 25¾". This raises the table height by 1", allowing the arm chair to clear the apron of the table, at 26¼" off the floor. Apron will remain at 3".